

Name _____

Date _____

Visualize the number in Set A and Set B. Write the number in the sentences.



Set A




Set B

_____ is more than _____.

_____ is less than _____.



Set A



Set B

_____ is more than _____.

_____ is less than _____.



Set A



Set B

_____ is more than _____.

_____ is less than _____.



Set A



Set B

_____ is more than _____.

_____ is less than _____.

Ask a family member to give you 2 numbers. Write the numbers on the back, and circle the number that is more than the other.

Name _____

Date _____

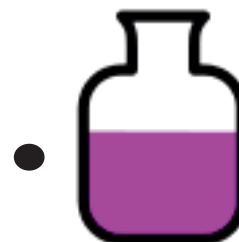

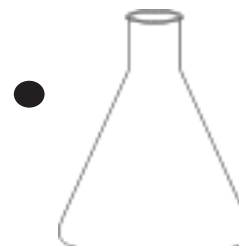
Draw a line from each container to the word that describes the amount of liquid the container is holding.




Full



Not Full



Empty



Dear Parents:


In class, we used balls of clay that weigh the same on the balance scale to make different sculptures. We saw that the same balls of clay can take various forms without changing the weight. The balls weighed the same on the balance scale, as did the sculptures.

Today's homework is a review of fluency work.

Name _____

Date _____


Color 4 apples.



I colored ____ apples.

I need to color ____ more to make 10.


Color 2 apples.



I colored ____ apples.

I need to color ____ more to make 10.


Color 7 apples.



I colored ____ apples.

I need to color ____ more to make 10.

Color 1 apple.



I colored ____ apples.

I need to color ____ more to make 10.


Color 9 apples.



I colored ____ apples.

I need to color ____ more to make 10.

Color 3 apples.



I colored ____ apples.

I need to color ____ more to make 10.

Name _____

Date _____

Read the following directions to your child to make a castle:

- Draw a rectangle as long as a spoon.
- Draw another rectangle on each side of the rectangle you just made.
- Draw a triangle on top of each rectangle to make towers shorter than your hand.
- Draw 1 rectangle flag pole as long as your pointer finger.
- Draw 1 square flag as long as your pinky.
- Draw a door as long as your thumb.
- Draw 2 hexagon windows each as long as a fingernail.
- Draw a prince or princess in your castle.

Castle



Name _____


Date _____

The homework is a review of fluency skills from Module 3.


2 and 4 is 6




Circle a group of dots. Then, fill in the blanks to make a number sentence.




_____ and _____ is _____.



_____ and _____ is _____.



_____ and _____ is _____.



_____ and _____ is _____.

On the back, make your own 6-dot cards. Circle some dots, and then say, "_____ and _____ is _____."