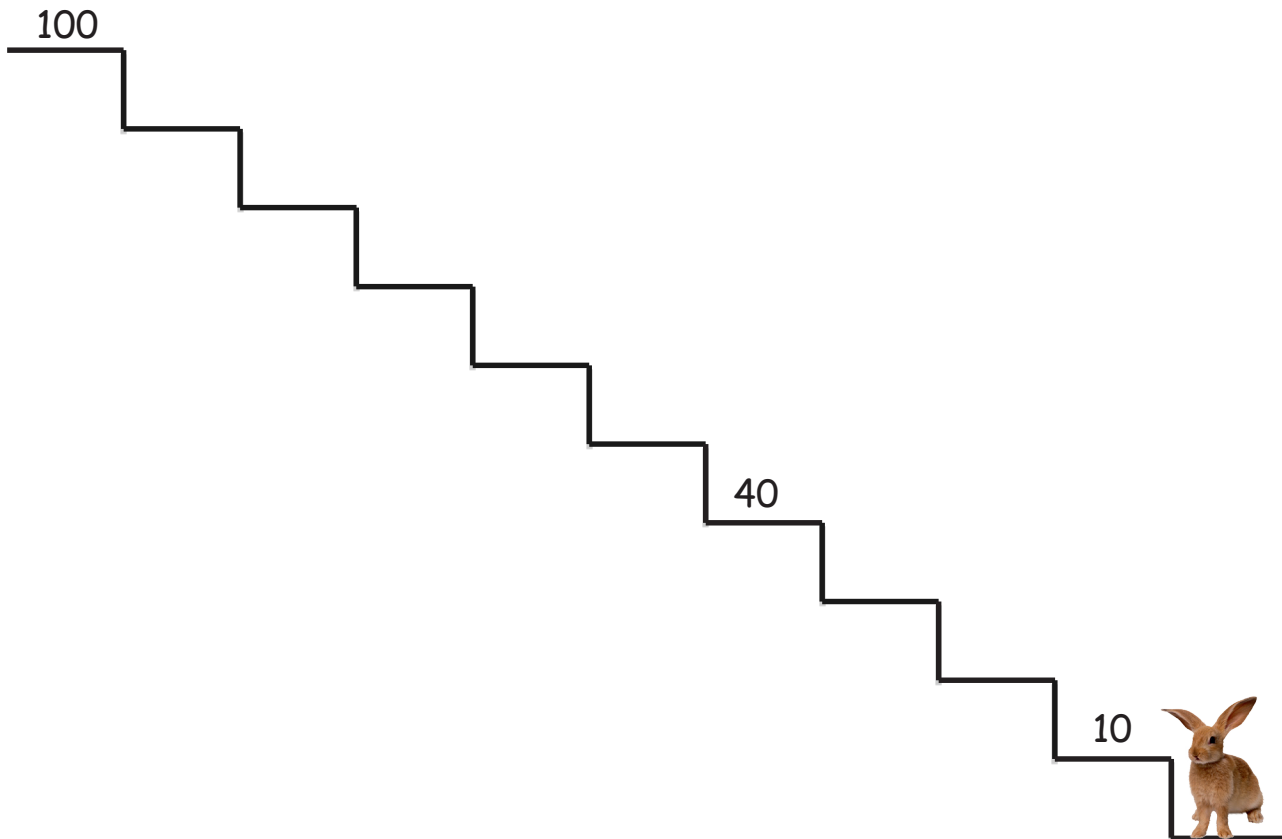





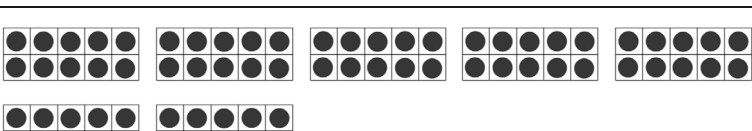
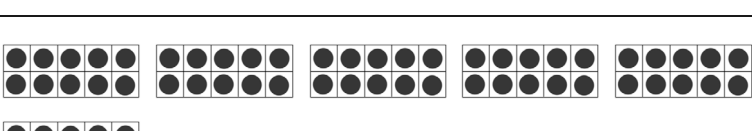
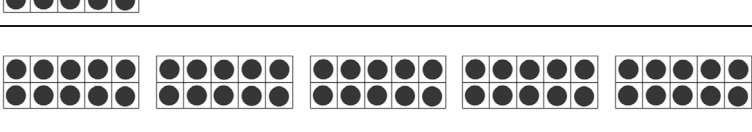
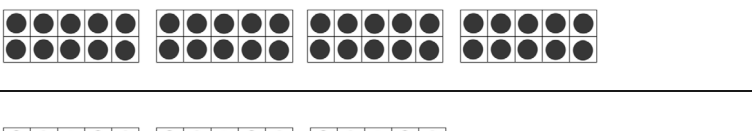



Name \_\_\_\_\_

Date \_\_\_\_\_

Count down by 10, and write the number on top of each stair.



Count down the Say Ten way. Write the missing numbers.

	100	
		9 tens
	80	_____ tens
	70	_____ tens
		6 tens
		_____ tens
	40	4 tens
		_____ tens
		_____ tens
		_____ ten

Name \_\_\_\_\_

Date \_\_\_\_\_

Help the rabbit get his carrot. Count by 1s.

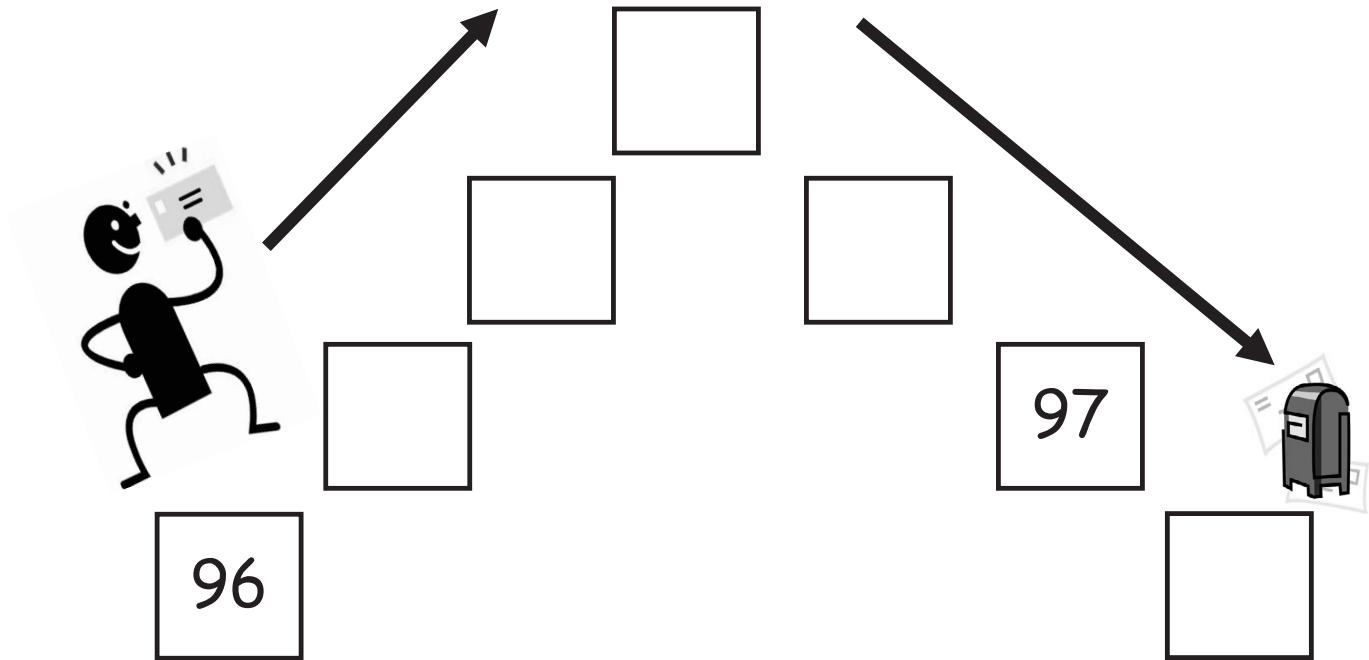
Count up by 1s,  
then down by 1s.

↑		89	↓
	84		

↑		35	↓
	30		

Help the boy mail his letter. Count up by 1s. When you get to the top, count

down by 1s.



Name \_\_\_\_\_


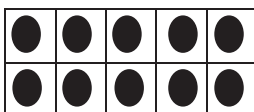
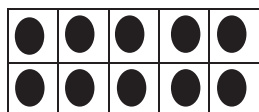
Date \_\_\_\_\_

Draw more to show the number.

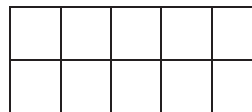
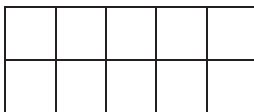
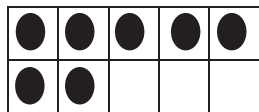
Example:



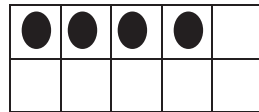
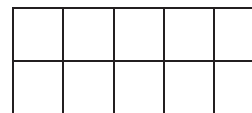
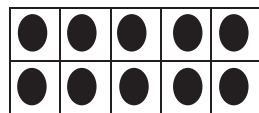
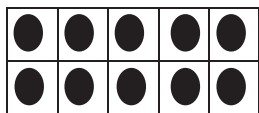
23



27



34



38



40



## Directions for Rekenrek Homework

Use your Rekenrek (attached), hiding paper (an extra paper to hide some of the dots), and crayons to complete each step listed below. Read and complete the problems with the help of an adult.

Hide to show just 40 on your Rekenrek dot paper. Touch and count the circles until you say 28. Color 28 green.

- Touch and count each circle from 28 to 34.
  - Color 34 (the 34<sup>th</sup> circle) with a red crayon.
- 

Hide to show just 60 on your Rekenrek dot paper. Touch and count the circles until you say 45. Color 45 yellow.

- Touch and count each circle from 45 to 52.
  - Color 52 with a blue crayon.
- 

Hide to show just 90 on your Rekenrek dot paper. Touch and count the circles until you say 83. Color 83 purple.

- Touch and count down from 83 to 77.
  - Color 77 with a red crayon.
- 

Show 100.

- Touch and count, starting at 1.
- Say the last number in each row loudly. Color the circle black.

Name \_\_\_\_\_

Date \_\_\_\_\_

Rekenrek