





Name \_\_\_\_\_

Date \_\_\_\_\_

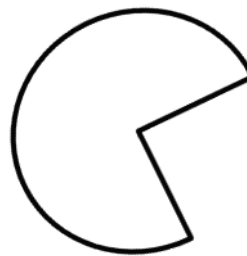


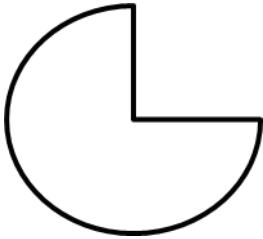


Color the things that are exactly the same. Color them so that they look like each other.



Name \_\_\_\_\_

Date \_\_\_\_\_

Draw a line between two objects that match. Use your words. "These are the same, but this one \_\_\_\_\_, and this one \_\_\_\_\_."





Name \_\_\_\_\_

Date \_\_\_\_\_

Draw something that you would use with each. Tell why.




Make a picture of 2 things you use together. Tell why.



Name \_\_\_\_\_

Date \_\_\_\_\_

Make two groups. Circle things that belong to one group. Underline the things that belong to the other group. Tell someone why the items in each group belong together. (There is more than one way to make groups!!)



Name \_\_\_\_\_

Date \_\_\_\_\_

Use the cutouts. Glue the pictures to show where each belongs. Tell an adult how many are in each place.

Library




School



Grocery Store







## Homework Cutouts



Name \_\_\_\_\_

Date \_\_\_\_\_

Draw lines to put the treasures in the boxes.



Name \_\_\_\_\_

Date \_\_\_\_\_

Count and color.

**1**

Black

**2**

Blue

**3**

Brown

**4**

Red

**5**

Yellow

